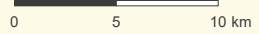
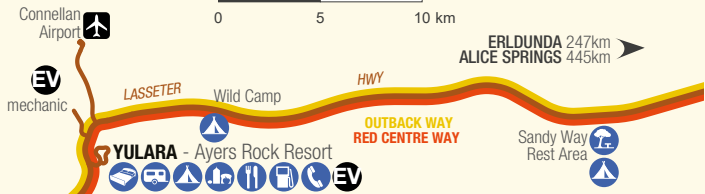


ULURU KATA TJUTA NATIONAL PARK

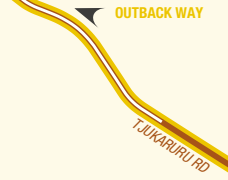


ERLDUNDA 247km
ALICE SPRINGS 445km



Accommodation	Information
Caravan Park	Water
Camping	Picnic Area / Shelter
General Store	Rest Area
Meals	Viewing Area
Fuel	Drinking Water
Electric Vehicle Charge Point	Wheelchair Access
Toilets	Telephone
Road - Sealed	Red Centre Way
Road - Unsealed	Outback Way

** Permits Required
KALTUKATJARA 180km
(DOCKER RIVER)
on to Western Australia



Uluru-Kata Tjuta National Park

